



浩畅半导体
www.szhaochang.cn

MBR2060CT

20.0 AMPS. Schottky Barrier Rectifiers

产 品 规 格 书

承 认 书

客户确认：

公司签章：

部门

工程部

品保部

采购部

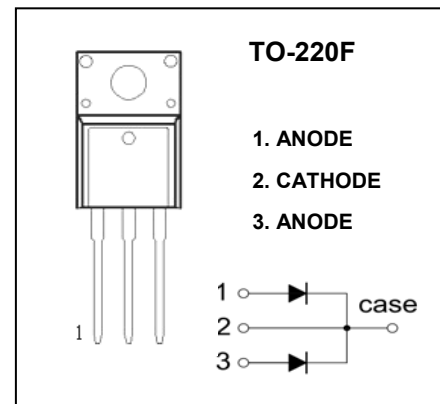
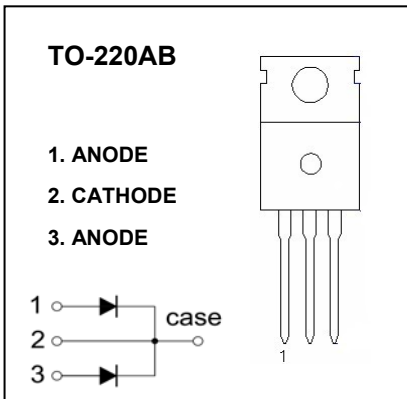
签名

日期



MBR2060CT

20.0 AMPS. Schottky Barrier Rectifiers



MAXIMUM RATINGS ($T_a=25^\circ\text{C}$ unless otherwise noted)

Symbol	Parameter	Value	Unit
V_{RRM}	Peak repetitive reverse voltage	60	V
V_{RWM}	Working peak reverse voltage		
V_R	DC blocking voltage		
$V_{R(RMS)}$	RMS reverse voltage	42	V
I_o	Average rectified output current	20	A
I_{FSM}	Non-Repetitive peak forward surge current 5 μ s sine wave	125	A
P_D	Power dissipation	2	W
$R_{\theta JA}$	Thermal resistance from junction to ambient	50	$^\circ\text{C}/\text{W}$
T_j	Junction temperature	125	$^\circ\text{C}$
T_{stg}	Storage temperature	-55~+150	$^\circ\text{C}$

ELECTRICAL CHARACTERISTICS ($T_a=25^\circ\text{C}$ unless otherwise specified)

Parameter	Symbol	Test conditions	Min	Typ	Max	Unit
Reverse voltage	$V_{(BR)}$	$I_R=0.1\text{mA}$	60			V
Reverse current	I_R	$V_R=60\text{V}$			0.1	mA
Forward voltage	$V_{F(1)}$	$I_F=5\text{A}$			0.7	V
	$V_{F(2)}^*$	$I_F=10\text{A}$			0.8	

MBR2035CT-MBR20200CT

FIG.1- FORWARD CURRENT DERATING CURVE

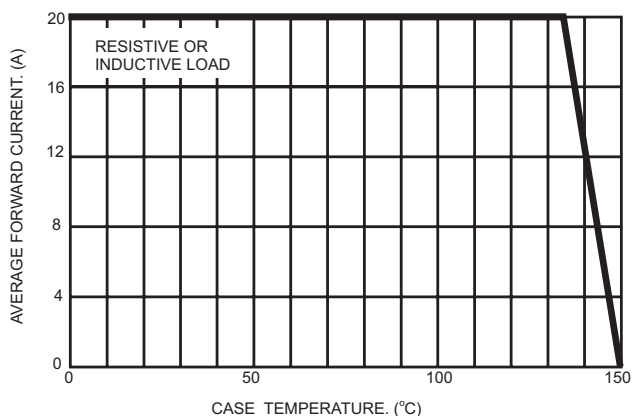


FIG.2- MAXIMUM NON-REPETITIVE FORWARD SURGE CURRENT PER LEG

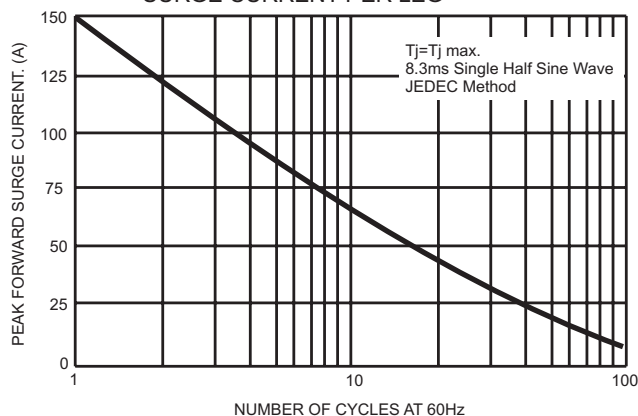


FIG.3- TYPICAL INSTANTANEOUS FORWARD CHARACTERISTICS PER LEG

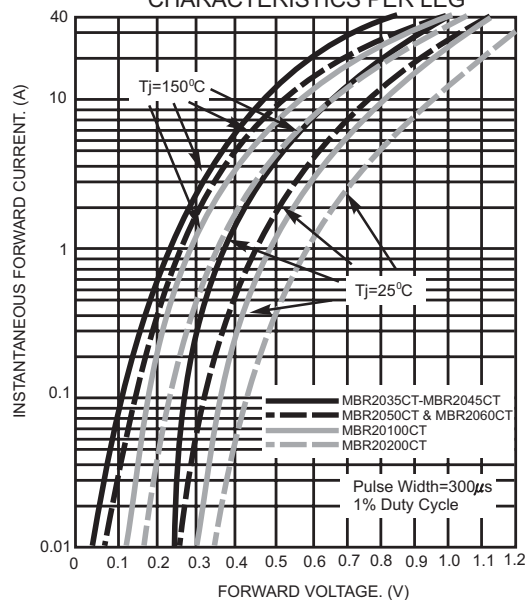


FIG.4- TYPICAL REVERSE CHARACTERISTICS PER LEG

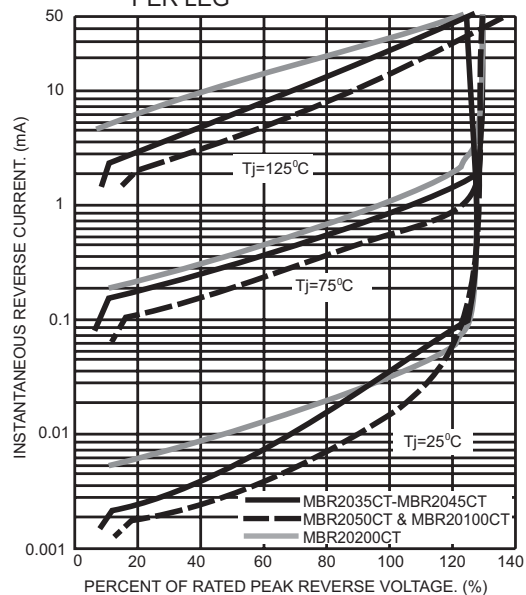


FIG.5- TYPICAL JUNCTION CAPACITANCE PER LEG

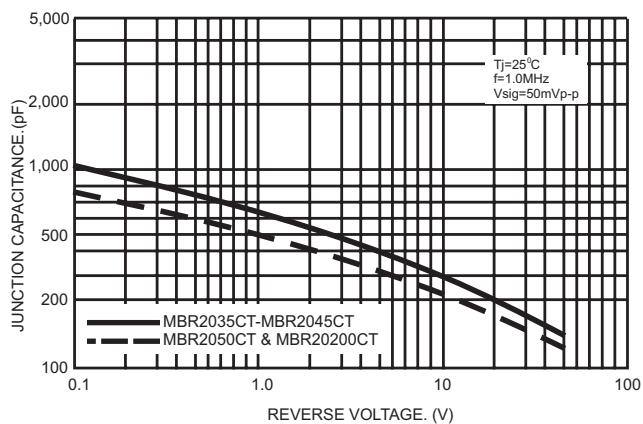


FIG.6- TYPICAL TRANSIENT THERMAL IMPEDANCE PER LEG

