



# 1A1 THRU 1A7

## 1.0 AMP SILICON RECTIFIERS



### FEATURES

- \* Low forward voltage drop
- \* Low leakage current
- \* High reliability
- \* High current capability

### MECHANICAL DATA

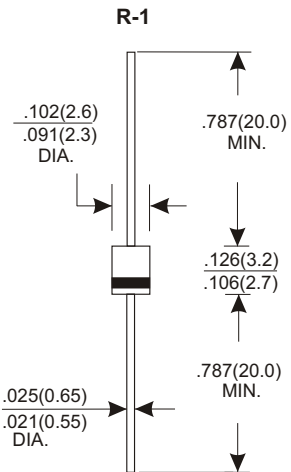
- \* Case: Molded plastic
- \* Epoxy: UL 94V-0 rate flame retardant
- \* Lead: Axial leads, solderable per MIL-STD-202, method 208 guranteed
- \* Polarity: Color band denotes cathode end
- \* Mounting position: Any
- \* Weight: 0.19 grams

### VOLTAGE RANGE

50 to 1000 Volts

### CURRENT

1.0 Ampere



Dimensions in inches and (millimeters)

## MAXIMUM RATINGS AND ELECTRICAL CHARACTERISTICS

Rating 25°C ambient temperature unieess otherwies specified.  
Single phase half wave, 60Hz, resistive or inductive load.  
For capacitive load, derate current by 20%.

TYPE NUMBER	1A1	1A2	1A3	1A4	1A5	1A6	1A7	UNITS	
Maximum Recurrent Peak Reverse Voltage	50	100	200	400	600	800	1000	V	
Maximum RMS Voltage	35	70	140	280	420	560	700	V	
Maximum DC Blocking Voltage	50	100	200	400	600	800	1000	V	
Maximum Average Forward Rectified Current									
.375"(9.5mm) Lead Length at Ta=25°C								1.0	A
Peak Forward Surge Current, 8.3 ms single half sine-wave superimposed on rated load (JEDEC method)								30	A
Maximum Instantaneous Forward Voltage at 1.0A								1.1	V
Maximum DC Reverse Current Ta=25°C								5.0	μA
at Rated DC Blocking Voltage Ta=100°C								50	μA
Typical Junction Capacitance (Note 1)								15	pF
Typical Thermal Resistance R JA (Note 2)								60	°C/W
Operating and Storage Temperature Range T <sub>J</sub> , T <sub>STG</sub>								-65 — +175	°C

#### NOTES:

1. Measured at 1MHz and applied reverse voltage of 4.0V D.C.
2. Thermal Resistance from Junction to Ambient .375" (9.5mm) lead length.

# RATING AND CHARACTERISTIC CURVES (1A1 THRU 1A7)

FIG.1-TYPICAL FORWARD CHARACTERISTICS

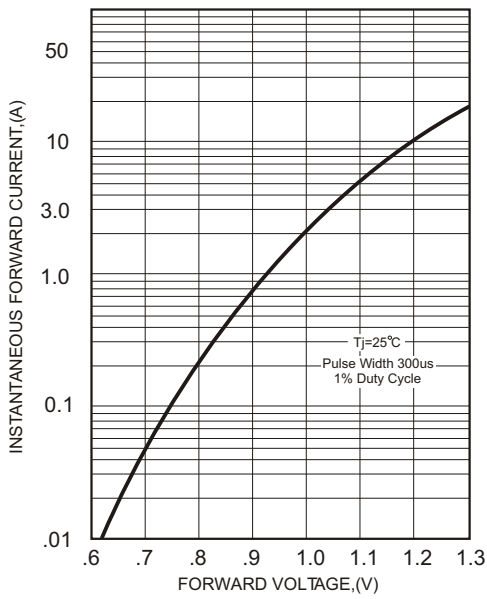


FIG.2-TYPICAL FORWARD CURRENT DERATING CURVE

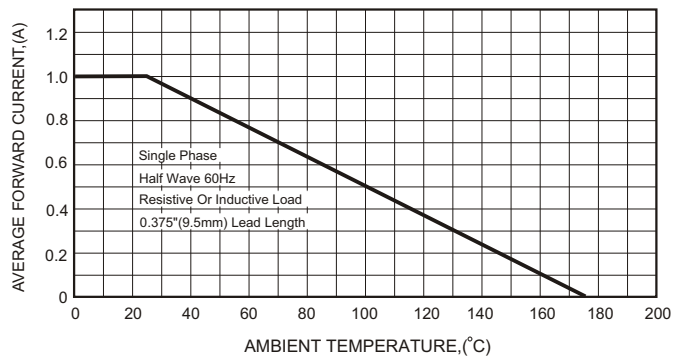


FIG.4-MAXIMUM NON-REPETITIVE FORWARD SURGE CURRENT

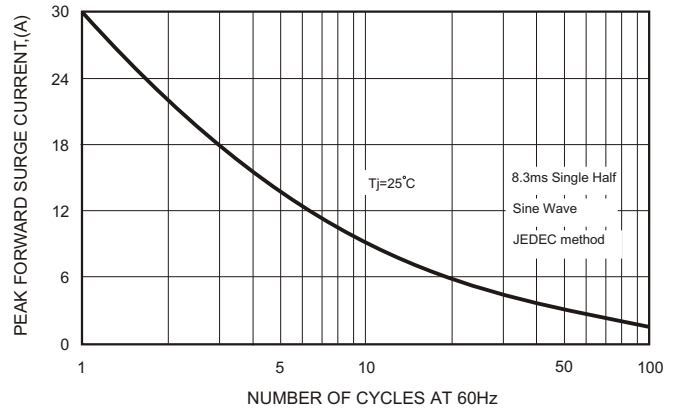


FIG.3 - TYPICAL REVERSE CHARACTERISTICS

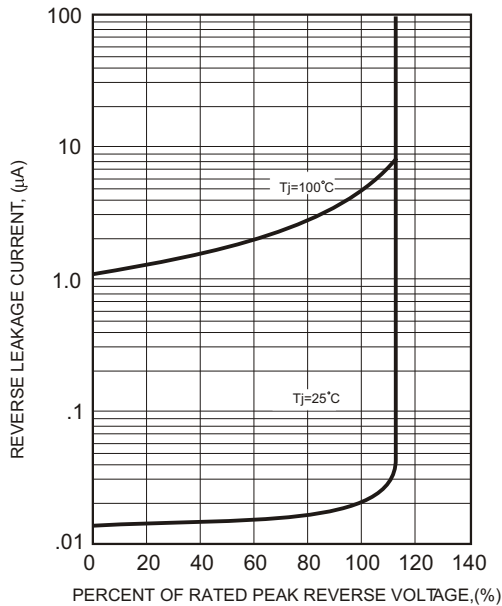


FIG.5-TYPICAL JUNCTION CAPACITANCE

